

SCOPE OF WORK FOR GRADE 1 TERM 4 FORMAL ASSESSMENT ENGLISH HOME LANGUAGE

Please help your child to master the following in preparation for the final formal test for 2024 to be written from **28 October – 20 November 2024.**

ORAL: 28 October – 20 November 2024 (6 marks)

Going to the doctor

- Know all the procedures to be done when visiting the doctor or the clinic.
- Know the procedures to be done when getting in the class.
- Know how to classify **animals, toys and road signs.**

Any favorite story: Learners prepare a story at home. (4 marks)

- Retell the story in sequence (**No mark for memorization**)
- Learners will be assessed on the following
 - ❖ Is it a familiar story?
 - ❖ Can the learner speak loud and clear?
 - ❖ Can the learner tell a story that has beginning, middle and ending?
 - ❖ Can the learner talk without repeating the words?
 - ❖ Can the learner vary the tone and volume when speaking?

Reading: Group guided reading: 28 October – 20 November 2024 (10 marks)

- Unprepared reading - At this stage learner's must be able to read any reading material with understanding.
- Learners read in groups of five.
- The reader will be given to your child in the class at the time when she/he will be reading.
- The following will be assessed.
 - ❖ Can the learner read with fluency (i.e reads words correctly without repeating)?
 - ❖ Can the learner flow with the group?
 - ❖ Can the learner read loud and clear?
 - ❖ Can the learner monitor himself/herself when reading?
- Comprehension skills
 - ❖ Answer questions (who, what do you think, why did....)
 - ❖ What is the problem in the story?
 - ❖ What is interesting in the story?

Marked / Checked


23 -10- 2024

Grade Head

HANDWRITING: 5 November 2024

(10 marks)

- Three finger pencil grip as in the picture.

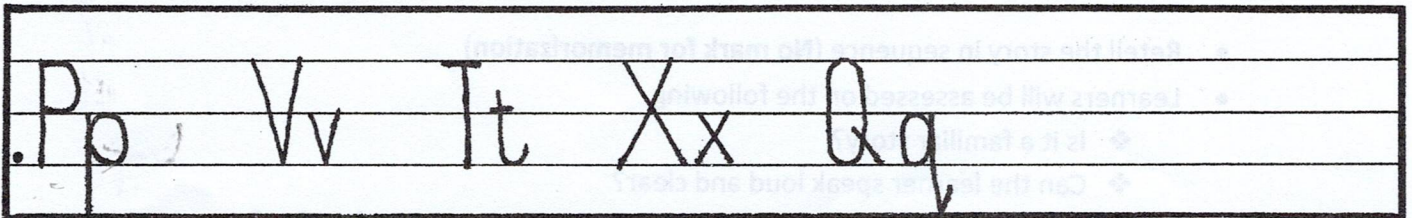


- Upper and lower case in two lines.


Marked / Checked

23 -10- 2024

Grade Hood



- Copies given words and sentences with correct spacing and punctuation.



WRITING: 08 November 2024

(10 marks)

- Write sentences about a given picture – the use of capital letter, spacing and full stop will be considered.
- The use of plurals (uses of “-s, -es”)
Example: box-boxes
pen-pens
- Past tense of most commonly used words (e.g is/was, go /went) and words ending with (-ed)
Example: She is sick. - She was sick.
Mom cooks. - Mom cooked food.
- Prepositions (e.g between, above, next to, under, on, in, behind, in front of, up).
Help your child to practice using any items/ objects at home.

- Recognizes common consonants diagraph “cl-, sw, dr-, st, -ed” at the end/beginning of a word.
- Recognizes common consonants diagraphs by completing ending sounds for any given picture that has “sh-, -th-, -ing, -ch”
- Build and break down words “sp-, cr-, wh-, st-, tr-” words.
Example: spot – sp-o-t, clown – cl-o-wn
- Sort words in alphabetical order eg: swim, cross, brake, plate, zebra, green, from

c	d	g	p	s
cross	dress	green	plate	swim

- **Reads phonics**

Learners must be able to read sounds fluently without hesitation.

Words

Example: fast, drank, skipped, what, stop, jumped, singing

Sounds

Example: -nd, -sh, st-, wh-, dr-

Your support and guidance in this regard will be highly appreciated.

Thanking you in advance

GRADE 1 TEACHERS

<p><i>Marked / Checked</i> 23-10-2024 <i>Grade Head</i></p>
--

TERM 4 MATHEMATICS SCOPE OF WORK GRADE 1

1. NUMBERS, OPERATIONS AND RELATIONSHIPS (20) 12/11/2024

* Count forward and backward in 1's, 2's, 5's and 10's up to 100, starting at any given number.

* Addition and subtraction of money (rands and cents up to R20).

* Numbers and names up to 20. * Repeated addition on number line to 20.

* Place value up to 20 (tens and one's/units) e.g. $17 = 10 + 7$ / $10 + 7 = 17$

* Doubling and halving up to 20. * Compare and order numbers.

2. SPACE AND SHAPES (10) 6/11/2024

* Know the names of shapes. Match the 2D-shapes to the 3D-objects.

3. PATTERNS (10) 6/11/2024

* Complete the geometric and number patterns up to 100.

4. MEASUREMENT (10) 18/11/2024

* Mass: Weight - Heavy/light


* Capacity: Full/empty/ Half-full.

* Time: Telling time on the clock (O'clock/half past)

* Length - Measure lines with a ruler in cm.

5. DATA HANDLING (5) 18/11/2024

* Count, colour and answer questions based on the pictograph.



Grade 1 Life skills scope of work Term 4.

1. Physical Education

Week 5 - 8 28 October - 20 November 2024

- Locomotor: - Non-locomotors: spin alone, walk, run & skip, use signal to change action from one to the other.
- Laterality: - Turn on the spot to the left and to the right. Throw bean bag in a hoop with R/L hand.
- Rhythm: - Marching, running, skipping, walk bend on the spot.
- Coordination: - Foot-eye co-ordination, greeting each other by touching feet.
- Balance: - Walk on ropes backwards, forwards & sideways with or without crossing the feet. Walk on rope, hands on head, behind back, on hips. Stand on tip toe, crouch on haunches, walk on tip toe, walk on the balls of feet and walk on heels slowly.

2. Creative Arts

Week 5 - 8 28 October - 20 November 2024

- Learners draw a street with different shaped houses, using lines and colours.
- Learners paint a box to look like a home/house.

3. Performing Arts

Week 5 - 8 28 October - 20 November 2024

- Learners sing the House song. Clap to the rhythm. Describe How they feel. (emotion).
- Learners hop, gallop in class, changing direction.
- Learners twist, swing arms and do side bends.

Marked / Checked

23-10-2024

Grade 1/101

4 Beginning Knowledge.

Week 8 19 November 2024

Marked / Checked


23-10-2024

Grade 4/400

4.1 Homes

- Flats, double storey, caravan and tents, informal housing, traditional and single storey.


4.2 What are houses made of



glass



poles



wood



stones




canvas



plastic



clay/mud



iron




skins



sand

4.3 Homes and the weather

This is a map of Greenland, which is a very cold country.



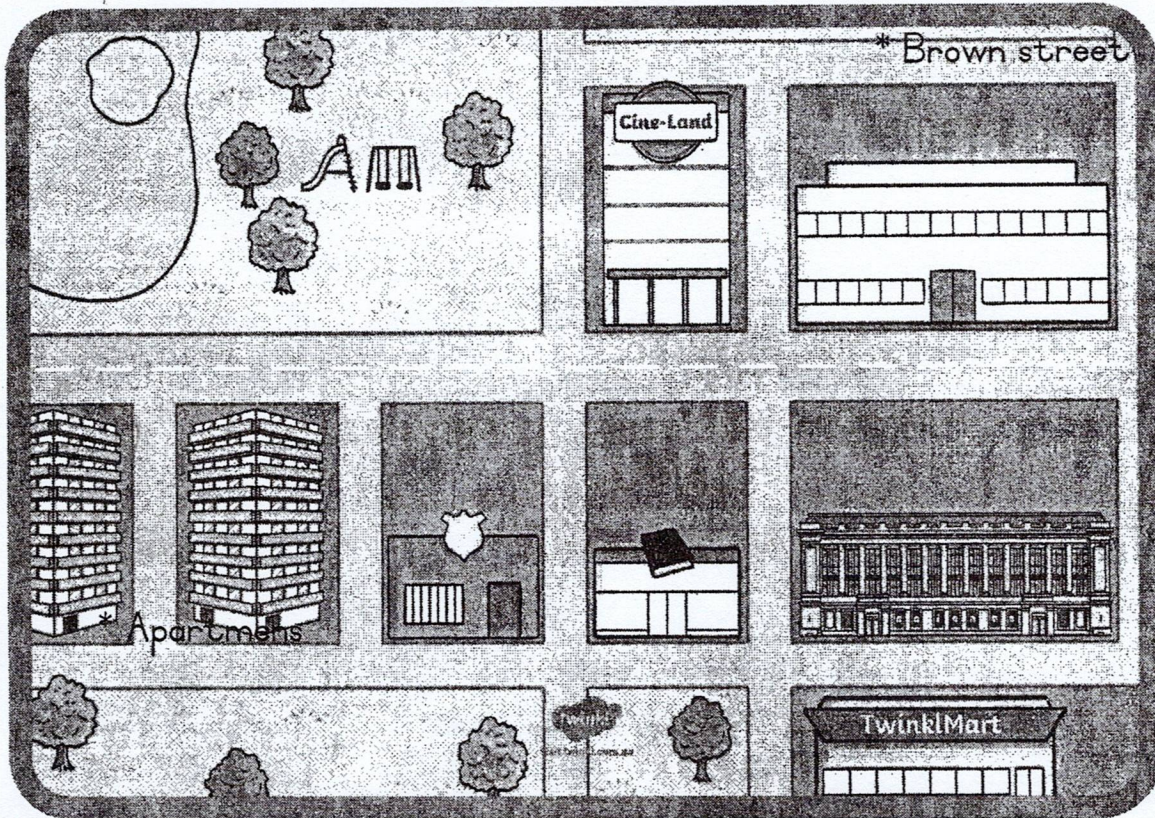
← This is an igloo

Some of the Inuit people who live in Arctic regions with lots of snow and ice build their winter shelters from ice blocks. Ice keeps the cold out. These shelters are called igloos.



4.4 Picture maps

- Look at the map. Use the words to describe how to get from one place to another.



4.5 Water

- Know the uses of water: wash, water plants, stop a fire, cook, drink.
- Know how we waste water: keeping the tap running, playing with water, overflowing the bath tub, throw away the bath water, wash dishes under running water.


Marked / Checked

23-10-2024


Grade 4/5

Luister en praat/ Listening and speaking
Week 6 - 7 4/11/2024 - 15/11/2024.

Benoem die tipes huise. / Name the types of houses



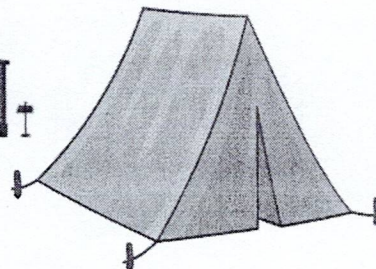
Hut / hut



Woonstel / Flat



Plaas huis /
farmhouse

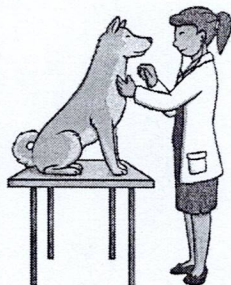


Tent / tent

2. Watter tipes werk doen die volgende mense. / What does the following people do?



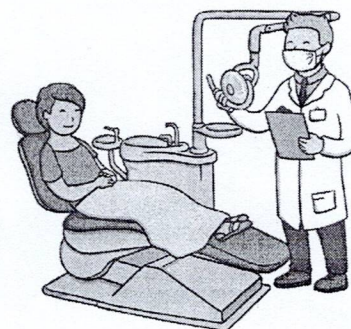
Onderwyser/
Teacher



Veearts/
veterinarian




kok/ chef

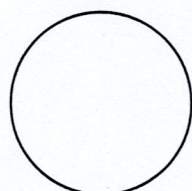


tandarts/
dentist

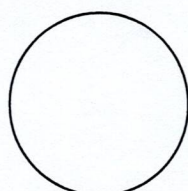
3. Noem die volgende kleure./ Name the following colours.



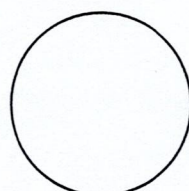
rooi



groen




blou



pienk


4. Druk die volgende emosies uit./ Show the following emotions.



bly/happy



opgewonde/excited



geskok/shocked

23-10-2024


A. HUGO

Oorsig/ Scope Afrikaans Graad 1 Termyn 4 2024

Lees en klanke/ reading and phonics

Week 6 - 7 04/11/2024 - 15/11/2024.

1. Gee die meervoude vir die volgende prente./ Give the plural for the following pictures. (4)



Dit is 2 haardroërs.

Dit is 2 kitare.

Dit is 2 kameras.

This is 2 hairdryers.

This is 2 guitars.

This is 2 cameras.

2. Luister na die storie en beantwoord die volgende vrae mondelings./ Listen to the story and answer the following questions orally. (Story will be read in class) (3)

2.1 Watter huis soek hulle eerste?

'n Woonstel

2.2 Hoeveel wense gee die vis vir hulle?

4 Wense

2.3 Watter werk doen die man?


Hy vang vis

2.4 Waar bly hulle?

Hulle bly by die see

23-10-2024
A. HUGO


Is die volgende prente groot of klein. / Is the following picture big or small.



groot/big



klein/small




groot/big



klein/small

Die reënboog vis



23-10-2024
A. HUGO

SCOPE OF WORKSEPEDI

KOTARA: 4

MPHATO: 1

I. GO THEELETŠA/ GO BOLELA (28/10 -20/11/2024) (10)

II. Kanegelo: Kubu (5)

*Balela ngwana kanegelo gore a tle a kgone go araba dipotšišo.

I.2. Sereto: Tlou (5)

Ngwana o swanetše go: * kwagala ge a reta.

* bolela mantšu ga botse.

* laetša ka matsogo. (actions)

* reta ka tatelano.

* ba le boitshepo ge a reta.

GO BALA/ MEDUMO (13/11/2024)

(10)

1. Go bala diswantšho. Bolela gore go dirwa eng fa.

Thoma lefoko ka: Ke rata go (2)

2. Tlatša mantšu a maleba go diswantšho

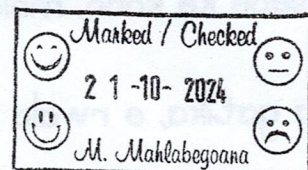
(Bathuši setshabeng: lephodisa, morutišigadi) (2)

3. Ithute mantšu a medumo ye e latelago.

g - gata, goga, gama, gola. (2)

h - hema, huma, hola, (2)

f - fofa, fola, fata, fega (2)



KANEGELO: Kubu

Kgoši ye nngwe e be ena le dikgomo tše dintši kudu.

E be e agile motse wa yona leribeng la noka. Ka ngwaga wo mongwe, go ile gwa na pula e kgolo kudu. Meetse a ile a elela le ka ntle ga noka motseng wa kgoši yeo.

Dikgomo tše dintši tša kgosi yeo di ile tša tšewa ke noka. Ka morago ga mengwaga e mentši, badudi le kgoši ba ile ba bona mariba a noka a na le diphoofolo tša go swana le dikgomo. Diphoofolo tšeo bangwe ba ile ba di bitša gore ke dikubu. Badudi ba be ba re, dikgomo tšela tša kgoši di fetogile ke dikubu. Taba ye e ka ba nnete, ka gore dikubu di nyakile go swana le dikgomo ka sebopego le ka mekgwa.

SERETO: Tlou

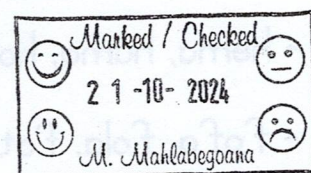
E mahutla-hutla, e mmele-mele,

E na le mahlo.

Ditsebe ke kobo, molomo ke thutlwa.

E ya gatika, e rwala batho e ba iša kua,

Kgole kua.



XITSONGA SCOPE OF WORK KOTARA YA 4 2024

XIKAMBELWANA

SIKU: 28/10 - 20 Hukuri 2024

KU YINGISELA NA KU VULAVULA (10)

1. Ku vulavula timhaka (5)

2. Xinsinw'ana: Mpfula a yinne Mthothotho! (5)

- N'wana u fanele ku lemuka leswi landzelaka:

1. Ku twakala loko a yimbelela.

2. Ku tishemba.

3. Ku vulavula marito kahle.

4. Ku yimbelela hi nandzelelo.

5. Ku yimbelela hi swiendlo.

KU HLAYA NA MIMPFUMAWULO (10)

1. Ku hlaya xifaniso: Languta xifaniso u vulavula mahungu hi xona. (2)

2. Tsala marito ku hetisa mavito ya swifaniso (Vanhu lava hi pfunaka): dokodela, phorisa. (2)

3. Tidyondzise marito ya mimpfumawulo:

g-gede, gan ji, goya, gama (2).

o-poto, bokisi, movha, rhole (2)

f-famba, mufana, xifaki, fense (2)

Xinsin'wana

Mpfula a yi nne, Mthothotho

Hi ta dya marhanga, Mthothotho!

Na tindluwa, tinyawa na tihove.



TSHIKOUPU TSHA TSHIVENDA TSHA GIREIDI I THEMO 4

<p>U amba na u thetshesesa.</p> <p>-Vhagudi vha amba nga ha zwi t ambiswa zwi re kha tshifanyiso vha dovha vha f hindula mbudziso. [10]</p>	<p>21 - 25</p> <p>Tshimedzi</p> <p>2024</p>
<p>U vhala na foniki.</p> <p>Vhagudi vha vhala mafhungo vha topola maipfi a re na mibvumo i tevhelaho:</p> <p>v , w , l , y , z . [10]</p>	<p>28 - 30</p> <p>Tshimedzi</p> <p>2024</p>

Marked / Checked
23-10-2024
Grade Head